



Pedestrian Barrier MAGSTOP

Pivot MPP 112

Technical Data:	Typ
Voltage	VAC
Frequency	Hz
Current nom.	mA
Current max.	mA
Duty Cyclus	%
Protection	IP
Length	mm
Width	mm
Height	mm
Weight	kg

	MPP 112
Voltage	115–240
Frequency	50–60
Current nom.	200
Current max.	850
Duty Cyclus	100
Protection	32/44
Length	400
Width	300
Height	1035
Weight	40

Product Description

The Pedestrian Barrier Pivot series type MPP (Magnetic Pedestrian Pivot) is designed to control pedestrians entering or exiting restricted areas, usually under surveillance, in low security situations. Personal surveillance is therefore recommended as the barrier can be breached. The barrier consists of a rotating center, at 3 x 120 degrees, providing single access through steps of 1 x 120 degrees.

The operation of the barrier allows for controlled two directional pedestrian flow and is capable of blocking in either direction, or free rotation in either direction.

This model can be used in two directional control applications with a high usage of pedestrian traffic.

Typical Fields of Applications:

- Train stations
- Airports
- Sport stadiums
- Museums
- Company entries
- Swimming pools
- Public convenience

Housing

The housing is made of stainless steel 430 with protection class IP32. The standard type is for indoor installations. Furthermore

for external/outdoor installations, Magnetic provides a special type model of stainless steel 430 with protection class 44. No roofing is required.

Motor Drive

Our new developed and patented Magnetic High Torque Motor MHTM with sensor technique is the focus of the drive unit. The MHTM motor allows a direct drive of the rotating center without additional gear.

In connection with the new universal MBC controller we can provide functional features that are very useful and expedient for our customers. The motor offers a near noiseless operation, smallest dynamic impact forces, lowest abrasion and highest positioning accuracy of the rotating arms.

Performance and speed of the motor is set by a response curve, i. e. the motor will try to meet the set position and speed regardless user stopping the turnstile arm during rotation. This provides an optimized running behavior. Thus, accelerating or over spinning of the home position is almost eliminated.

In the case of the motor power being insufficient to prevent someone from an illegal entry or a vandalism forced rotation in the opposite direction. Then secondary coup-

ling is activated and will prevent fraudulent use. Under normal operation the secondary coupling is inactive.

The retention force of the secondary coupling is in the range of 700 – 800 N applied at the ends of the turnstile arms. The secondary coupling is designed to slip in excess of forces greater than 800 N in order to prevent the mechanical damage to the drive mechanism.

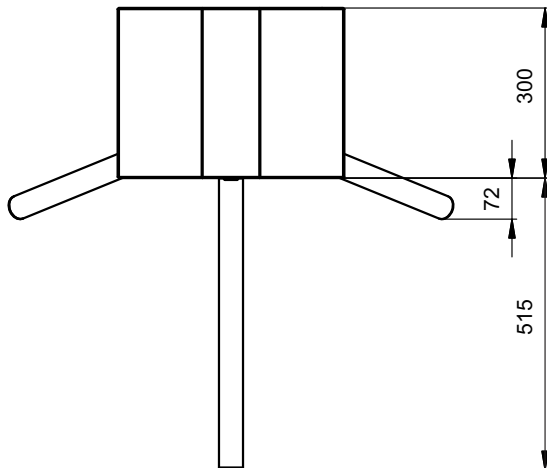
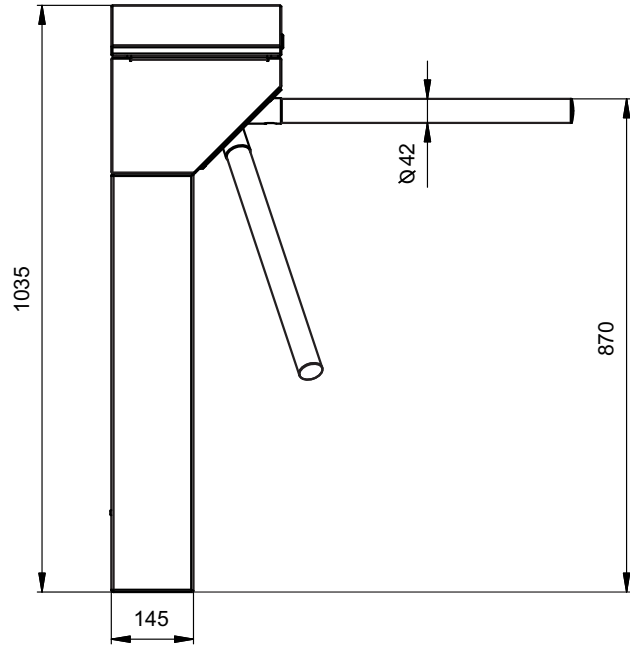
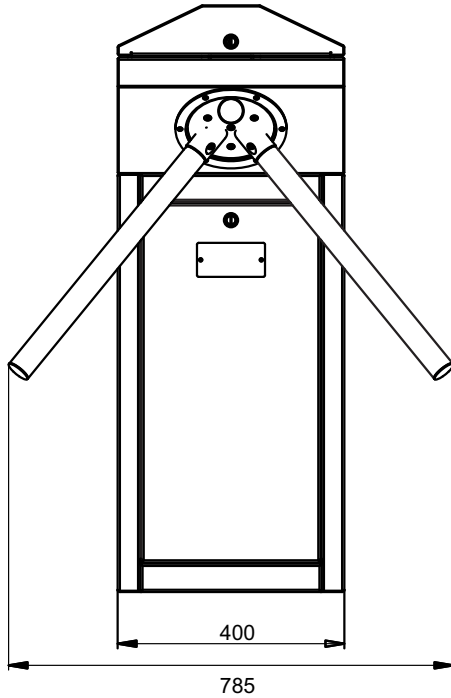
Under these circumstances the rotating center will find home position immediately. The MHTM motor operates under constant power in the home position; therefore the heat dissipated prevents any condensation and prolongs the life of the motor.

Option

Optionally the MPP Pedestrian Pivot can be fitted with a patented drop arm.

It is designed for the case of emergency, e.g. fire alarm, accident or in the event of power failure to allow free passage. Hence the turnstile arm turns down after power fails or is manually switched off.

When power resumes the turnstile arm returns to its correct position and the rotating center resets and returns to the operating home position.



Dimensional Diagram